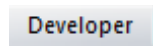


Microsoft Word - Deleting a Macro

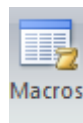


Deleting a Macro.

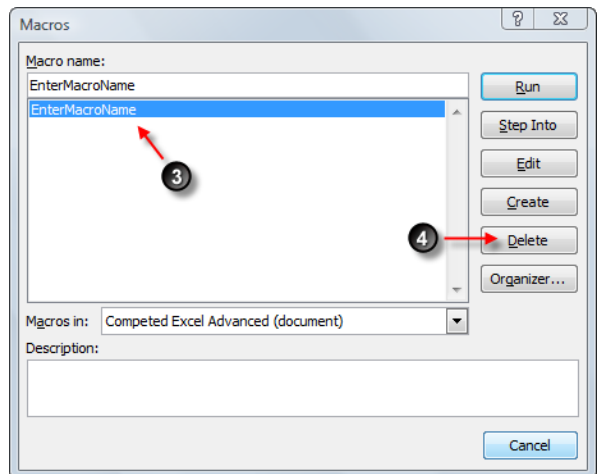
1. Click the **Developer** tab.



2. Click the **Macros** button.

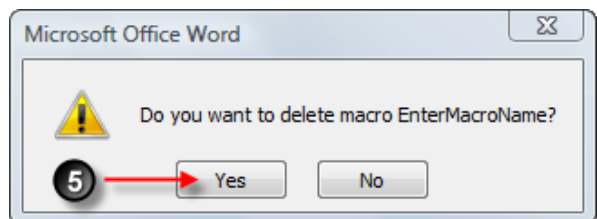


3. **Select** the macro that you wish to delete.



4. Click **Delete**.

5. A deletion confirmation dialog box will be displayed, Click **Yes** to confirm deletion.



6. Click **Close**.